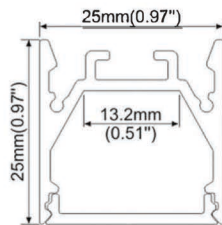
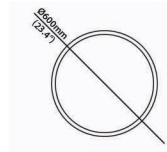
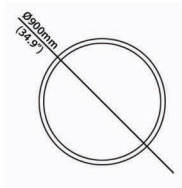

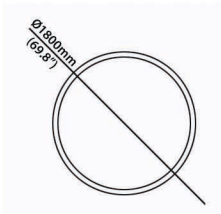


RHEALP25C



■ PMMA opal Matte cover



Connector



Steel Wire

INSTALLATION METHOD

RHEALP25C



Step 01:
Insert Slider



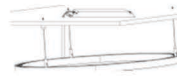
Step 04:
Install steel wire



Step 02:
Fix connector



Step 03:
Fasten the base of the steel wire



Step 05:
Connect to power supply

