

RHEA MSIDE

- » Cross section of 10x15mm
- » Full PU encapsulation
- » Waterproof IP68
- » Lighting Efficiency: up to 80lm/W
- » Perfect softness, gentle emitting, No dazzling
- » ETL, CE, RoHS, EMC, FCC, IP68 Certificate
- » Working Environment: -25 C -65 C
- » Warranty: 3-5 years



Waterproof
IP68



UV
Protected



Saltwater
Resistant



Solvent
Resistant



IK08
Protection



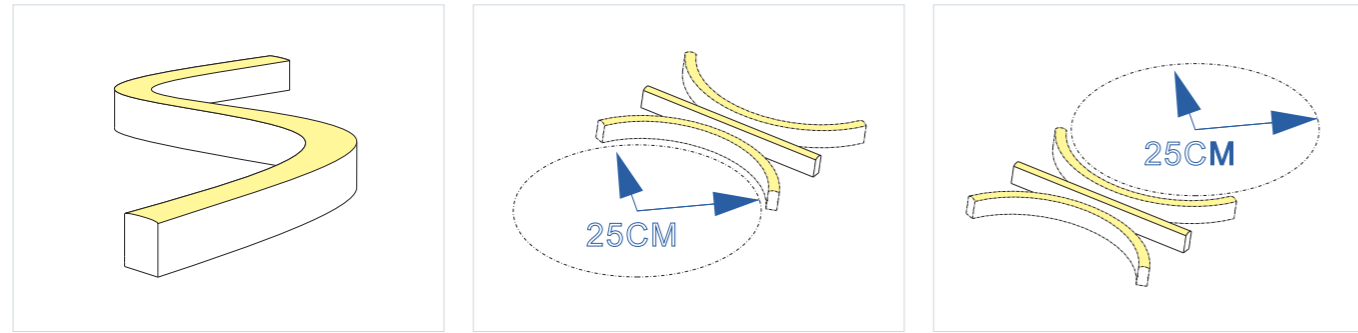
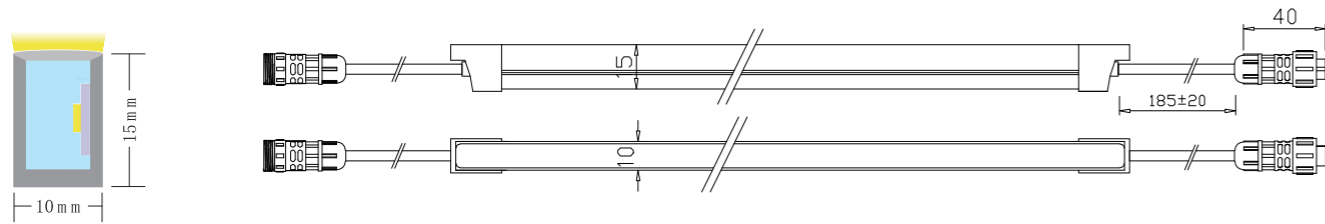
3 steps
LED



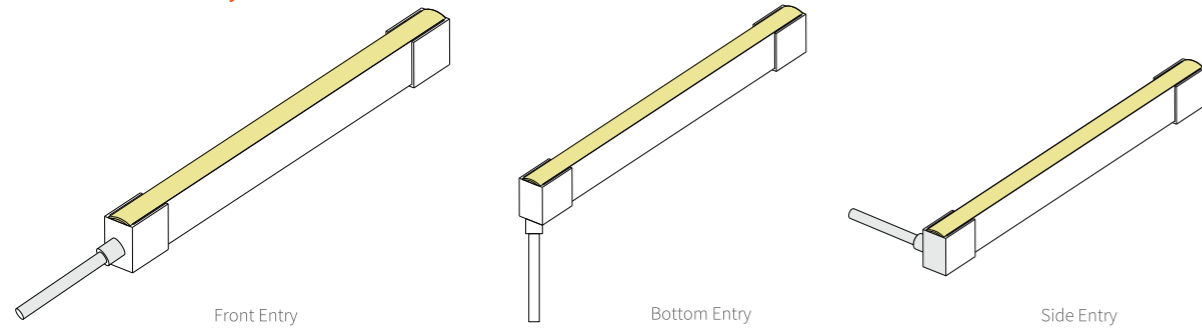
LM-80
Compliant




Dimension



Various Cable Entry

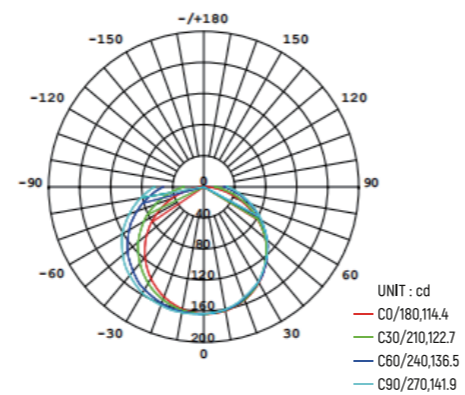


Seamless Connection



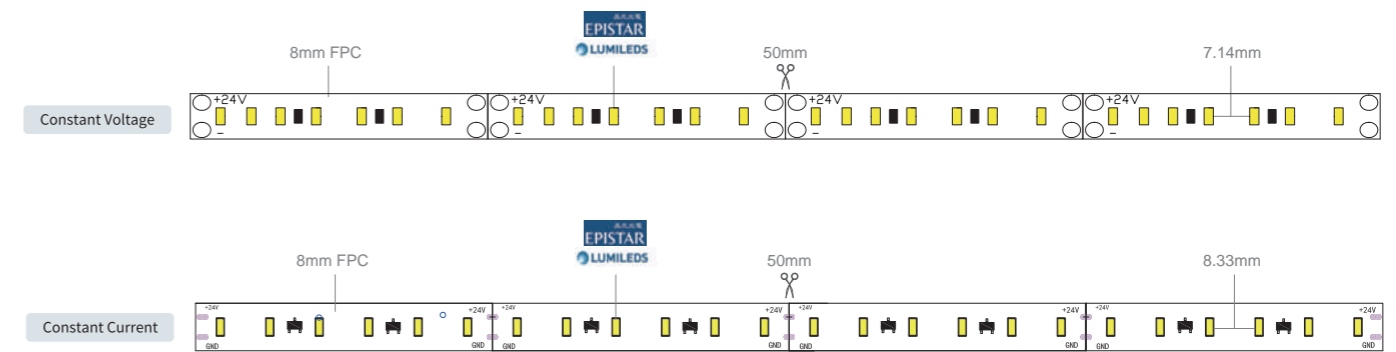
Light Distribution

| Height | Eavg, Emax | Angle 118.81deg | Diameter |
|--------|----------------|-----------------|-----------|
| 1m | 143.4, 596.8lx | | 355.37cm |
| 2m | 35.85, 149.2lx | | 710.74cm |
| 3m | 15.93, 66.3lx | | 1066.12cm |
| 5m | 5.736, 23.87lx | | 1776.86cm |
| 7m | 2.927, 12.18lx | | 2487.6cm |



RHEA MSIDE SINGLE COLOR

- ▶ High efficiency, up to 80lm/W
- ▶ Color consistency, One bin, 3 SDCM
- ▶ Input voltage 12VDC/24VDC optional
- ▶ CV for Constant Voltage, CC for Constant Current



Electrical Data

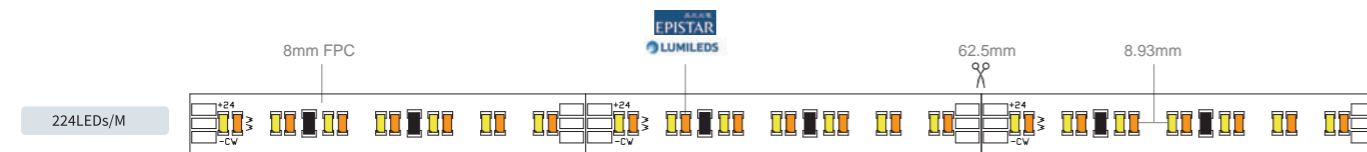

| Electrical solution | LED Type | LEDs/Mtr | Voltage | Max Current | Max run (Single end) | Cutting unit | IP Rating |
|---------------------|----------|----------|---------|-------------|----------------------|---------------|-----------|
| Constant Voltage | SMD3014 | 140 | DC 24V | 0.416A/M | 7.5m | 50mm/ 7LEDs | IP68 |
| Constant Voltage | SMD3014 | 144 | DC 12V | 0.833A/M | 5m | 20.8mm/ 3LEDs | IP68 |
| Constant Current | SMD3014 | 120 | DC 24V | 0.416A/M | 7.5m | 50mm/ 6LEDs | IP68 |

Spectrum Data

| Item No. | LED Code No. | CC/CV | Wattage | Lumen Efficiency | Lumen | Beam Angle | Color | CRI |
|-------------|---------------------------|-------|---------|------------------|---------|------------|--------|----------|
| RLLSMNFJ27C | | CV | 10W/M | 65lm/W | 650lm/M | 120° | 2700K | 80+/ 90+ |
| RLLSMNFJ30C | | CV | 10W/M | 70lm/W | 700lm/M | 120° | 3000K | 80+/ 90+ |
| RLLSMNFJ40C | | CV | 10W/M | 77lm/W | 770lm/M | 120° | 4000K | 80+/ 90+ |
| RLLSMNFJ60C | 2J-3014 140Leds/m (DC24V) | CV | 10W/M | 85lm/W | 850lm/M | 120° | 6000K | 80+/ 90+ |
| RLLSMNFJ04C | 2K-3014 144Leds/m (DC12V) | CV | 10W/M | - | 213lm/M | 120° | Red | - |
| RLLSMNFJ05C | | CV | 10W/M | - | 321lm/M | 120° | Green | - |
| RLLSMNFJ06C | B for DC12V | CV | 10W/M | - | 152lm/M | 120° | Blue | - |
| RLLSMNFJ07C | C for DC24V | CV | 10W/M | - | 410lm/M | 120° | Yellow | - |
| RLLSMNFJ09C | | CV | 10W/M | - | 240lm/M | 120° | Orange | - |
| RLLSMNFJ27C | | CC | 10W/M | 60lm/W | 600lm/M | 120° | 2700K | 80+ |
| RLLSMNFJ30C | | CC | 10W/M | 65lm/W | 650lm/M | 120° | 3000K | 80+ |
| RLLSMNFJ40C | | CC | 10W/M | 65lm/W | 650lm/M | 120° | 4000K | 80+ |
| RLLSMNFJ60C | | CC | 10W/M | 80lm/W | 800lm/M | 120° | 6000K | 80+ |

RHEA MSIDE
TUNNABLE WHITE

- ▶ Tunable white from 1800K to 6500K
- ▶ Color consistency, One bin, 3 SDCM
- ▶ White+Red/Green/Blue/Yellow(Amber)/Orange optional
- ▶ Constant voltage design (CV)



Electrical Data

| Electrical solution | LED Type | LEDs/Mtr | Voltage | Max Current | Max run (Single end) | Cutting unit | IP Rating |
|---------------------|----------|----------|---------|-------------|----------------------|----------------|-----------|
| Constant Voltage | SMD3014 | 224 | 24V DC | 0.333A/M | 7.5m | 62.5mm/ 14LEDs | IP68 |

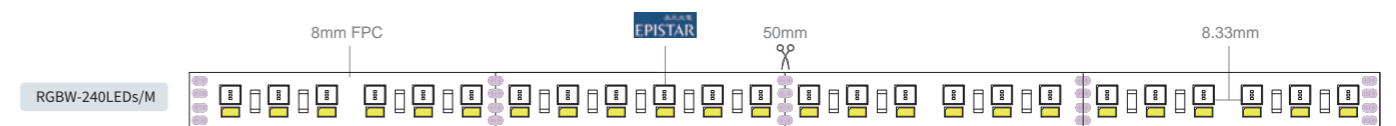
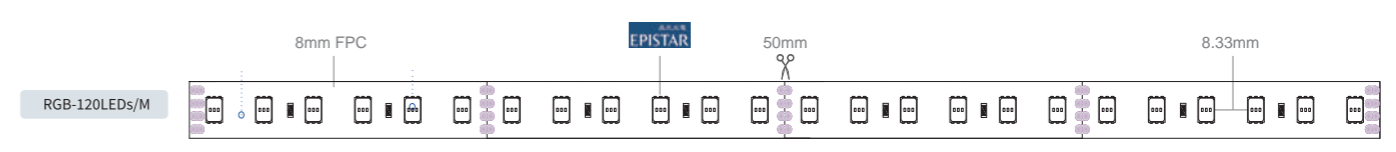

Spectrum Data

| Item No. | Wattage | Lumen efficiency | Lumen | Beam Angle | Color | CRI |
|-------------|---------|------------------|---------|------------|-------|----------|
| RLLSMNFU00C | 2x8W/M | 80lm/w | 600lm/M | 120° | | 80+/ 90+ |

*White+Red/Green/Blue/Yellow (Amber) /Orange optional

RHEA MSIDE
RGB/RGBW

- ▶ RGB & RGBW available
- ▶ SMD2835 for RGB, SMD2835+SMD3014 for RGBW
- ▶ Compliant with DMX RGB/ DMX RGBW control system
- ▶ Full color, addressable in segment per luminaire




Electrical Data

| Electrical solution | LED Type | LEDs/Mtr | Voltage | Max Current | Max run (Single end) | Cutting unit | IP Rating | Color |
|---------------------|-----------------|----------|---------|-------------|----------------------|--------------|-----------|-------|
| Constant Voltage | SMD2835 | 120 | 24V DC | 0.416A/M | 5M | 50mm/6LEDs | IP68 | |
| Constant Voltage | SMD2835+SMD3014 | 240 | 24V DC | 0.50A/M | 5M | 50mm/12LEDs | IP68 | |

Spectrum Data

| Item No. | Wattage | Lumen efficiency | Lumen | Beam Angle | Color | CRI |
|------------|---------|------------------|---------|------------|-------|-----|
| RLLSMNF03C | 10W/M | - | 320lm/M | 120° | | - |
| RLLSMNF01C | 12W/M | - | 480lm/M | 120° | | - |


Mounting Profile



Aluminum Profile
Item No.: JA0126
Dimension(LxWxH): 1000 x 13 x 17mm
Material: Aluminum 6063

Stainless Flexible Profile
Item No.: JK0060
Dimension (L x W x H): 970 x 11 x 10mm
Material: SUS304\SUS316

Mounting Clips



Stainless Clips
Item No.: JK0028
Dimension (L x W x H): 22 x 10.8 x 18mm
Material: SUS304\SUS316

Aluminum Clips
Item No.: JA0126
Dimension(LxWxH): 30X13X17mm
50X13X17mm
Material: Aluminum 6063

Cutting Tool



End Cap
Item No.: JD0029
Dimension(LxWxH): 16X15X13mm
Material: Silicone

Scissors
Item No.: GJ0051

Glue
Item No.: JS0012
Dimension: 45g/pcs

Waterproof Connector

| Image | Item No. | Pin /Way | Connector |
|-------|--|----------------------------------|---|
| | C-PL02-A C-PL03-D C-PL04-M | 2 Pin 3 Pin 4 Pin | IP65 Waterproof M/F Connector -M10 20cm Cable White Waterproof M/F connectors |
| | DX0369 DX0368 DX0367 DX0370 | 2 Way 3 Way 4 Way 5 Way | IP65 Waterproof Splitter M10-05 2Pin Splitter |
| | DX0422 DX0423 DX0424 DX0425 | 2 Pin 3 Pin 4 Pin 5 Pin | IP67 Waterproof Jumper -M15 20cm Cable White Waterproof M/F connectors |
| | C-PL02-W C-PL03-C C-PL04-L C-PL05-C | 2 Pin 3 Pin 4 Pin 5 Pin | IP67 Waterproof M/F Connector -M12 20cm Cable Black Waterproof M/F connectors |
| | C-PL02-P C-PL03-A C-PL04-G C-PL05-A | 2 Pin 3 Pin 4 Pin 5 Pin | IP67 Waterproof M/F Connector -M15 20cm Cable White Waterproof UL M/F connectors |
| | C-PL02-Q C-PL03-B C-PL04-H C-PL06-A | 2 Pin 3 Pin 4 Pin 6 Pin | IP67 Waterproof JST Connector 20cm Cable JST connectors |
| | DX0286 DX0403 DX0290 DX0329 | 2 Pin 3 Pin 4 Pin 5 Pin | IP68 Waterproof Connector |
| | DX0392 DX0420 DX0421 DX0390 | 2 Pin 3 Pin 4 Pin 5 Pin | IP68 T Shape Connector |

Controller

| Item No | Name | Dimension | Input | Current load | Image |
|---------|-------------------------------|-----------------|----------|--------------|-------|
| CK0030 | Dimmable LED Controller | 175 X 44 X 30mm | 12-24VDC | 20A Max | |
| CK0031 | CCT Adjustable LED Controller | 175 X 44 X 30mm | 12-24VDC | 20A Max | |
| CK0033 | RGB LED Controller | 175 X 44 X 30mm | 12-24VDC | 20A Max | |
| CK0034 | RGB Pixel LED Controller | 130 X 70 X 25mm | 12-24VDC | <2.2A | |

Power Supply

| Item No | Dimension | IP Rating | Input | Output | Image |
|---------|-------------------|-----------|--------------------------------|-----------------|-------|
| CY0023 | 215 X 115 X 30mm | IP20 | 90-132VAC/180-264VAC by Switch | 24V/14.6A,350W | |
| CY0042 | 228 X 68 X 38.8mm | IP67 | 90-305VAC | 24V,0-6.3A,150W | |