

RHEA SIDE

- » Cross section of 11x20mm
- » Full PU encapsulation, Waterproof IP68
- » Lighting Efficiency: up to 80lm/W
- » Perfect softness, gentle emitting, No dazzling
- » DMX RGB/RGBW
- » SPI RGB/RGBW
- » ETL, CE, RoHS, EMC, FCC, IP68 Certificate
- » Working Environment: -25°C-65°C
- » Warranty: 3-5 years



Waterproof
IP68



UV
Protected



Saltwater
Resistant



Solvent
Resistant



IK08
Protection

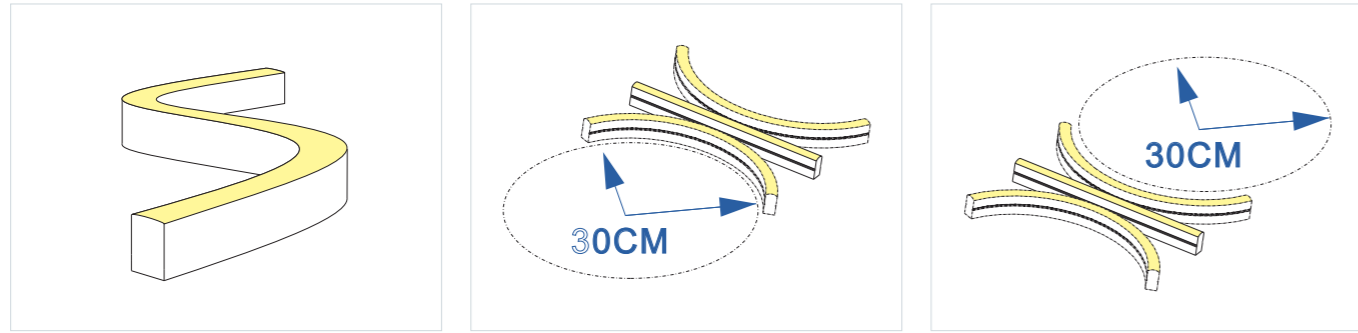
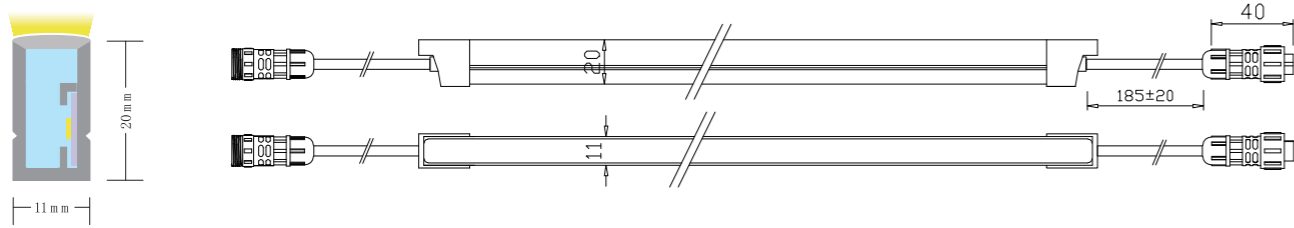


3 steps
LED

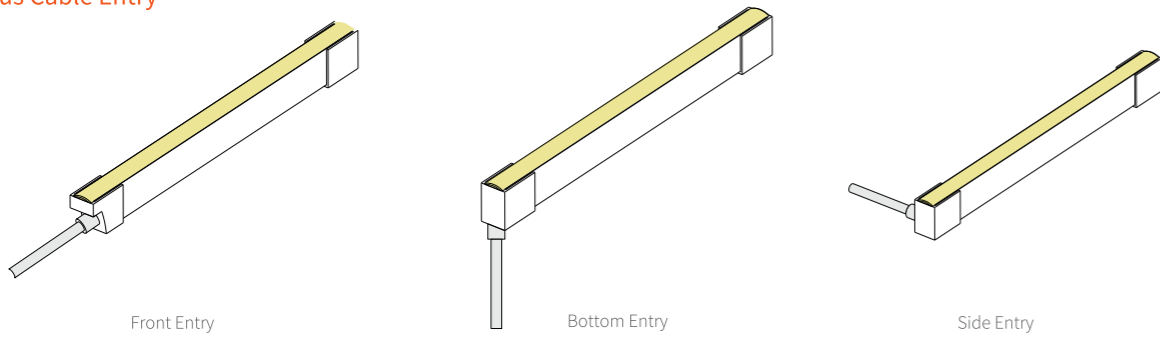


LM-80
Compliant

Dimension



Various Cable Entry

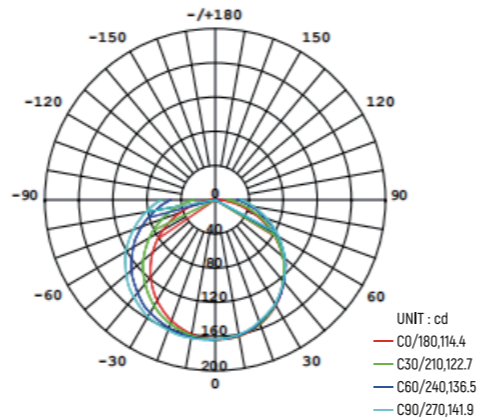


Seamless Connection



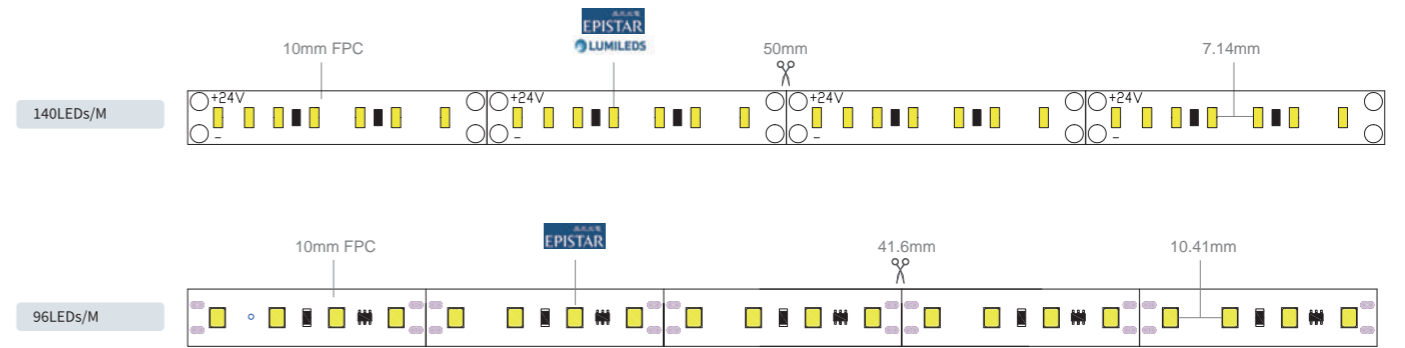

Light Distribution

Height	Eavg,Emax	Angle	Diameter
1m	143.4, 596.8lx	18.81deg	355.37cm
2m	35.85, 149.2lx	18.81deg	710.74cm
3m	15.93, 66.31lx	18.81deg	1066.12cm
5m	5.736, 23.87lx	18.81deg	1776.86cm
7m	2.927, 12.18lx	18.81deg	2487.61cm



RHEA SIDE SINGLE COLOR

- ▶ High efficiency, up to 80Lm/W
- ▶ Color consistency, One bin, 3 SDCM
- ▶ Input voltage 12VDC/24VDC optional
- ▶ CV for Constant Voltage, CC for Constant Current



Electrical Data

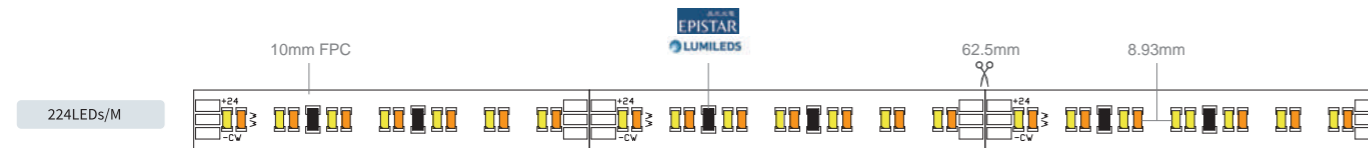

Electrical solution	LED Type	LEDs/Mtr	Voltage	Max Current	Max run (Single end)	Cutting unit	IP Rating
Constant Voltage	SMD3014	140	DC 24V	0.416A/M	10m	50mm/ 7LEDs	IP68
Constant Voltage	SMD3014	144	DC 12V	0.833A/M	10m	41.6mm/ 6LEDs	IP68
Constant Current	SMD3014	120	DC 24V	0.416A/M	10m	50mm/ 6LEDs	IP68
Constant Current	SMD2835	96	DC 24V	0.291A/M	25m	41.6mm/ 4LEDs	IP68

Spectrum Data

Item No.	LED Code No.	CC/CV	Wattage	Lumen Efficiency	Lumen	Beam Angle	Color	CRI
RLLSNFJ27C		CV	10W/M	68lm/W	680lm/M	120°	2700K	80+/90+
RLLSNFJ30C		CV	10W/M	70lm/W	700lm/M	120°	3000K	80+/90+
RLLSNFJ40C	2J-3014 140Leds/m (DC24V)	CV	10W/M	72lm/W	720lm/M	120°	4000K	80+/90+
RLLSNFJ60C	2K-3014 144Leds/m (DC12V)	CV	10W/M	77lm/W	770lm/M	120°	6000K	80+/90+
RLLSNFJ04C		CV	10W/M	-	213lm/W	120°	8K	-
RLLSNFJ06C	B for DC12V	CV	10W/M	-	321lm/W	120°	6K	-
RLLSNFJ05C	C for DC24V	CV	10W/M	-	152lm/W	120°	5K	-
RLLSNFJ07C		CV	10W/M	-	410lm/W	120°	7K	-
RLLSNFJ09C		CV	10W/M	-	240lm/W	120°	9K	-
RLLSNFJ27C		CC	10W/M	601lm/W	600lm/M	120°	2700K	80+
RLLSNFJ30C		CC	10W/M	621lm/W	620lm/M	120°	3000K	80+
RLLSNFJ40C	2I-3014 120Leds/m (DC24V)	CC	10W/M	651lm/W	650lm/M	120°	4000K	80+
RLLSNFJ60C		CC	10W/M	681lm/W	680lm/M	120°	6000K	80+
NEW RLLSNFH27C		CC	7W/M	45.7lm/W	320lm/M	120°	2700K	80+
NEW RLLSNFH30C		CC	7W/M	47.1lm/W	330lm/M	120°	3000K	80+
NEW RLLSNFH40C		CC	7W/M	48.5lm/W	340lm/M	120°	4000K	80+
NEW RLLSNFH60C		CC	7W/M	501lm/W	350lm/M	120°	6000K	80+

RHEA SIDE
TUNNABLE WHITE

- ▶ Tunnable white from 1800K to 6500K
- ▶ Color consistency, One bin, 3 SDCM
- ▶ White+Red/Green/Blue/Yellow(Amber)/Orange optional
- ▶ Constant voltage design (CV)



Electrical Data

Electrical solution	LED Type	LEDs/Mtr	Voltage	Max Current	Max run (Single end)	Cutting unit	IP Rating
Constant Voltage	SMD3014	224	24V DC	0.333A/M	10m	62.5mm/ 14LEDs	IP68

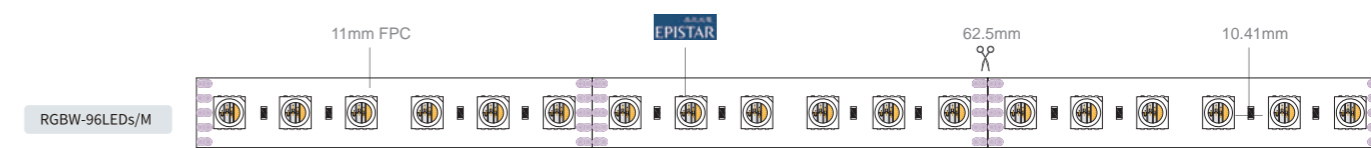
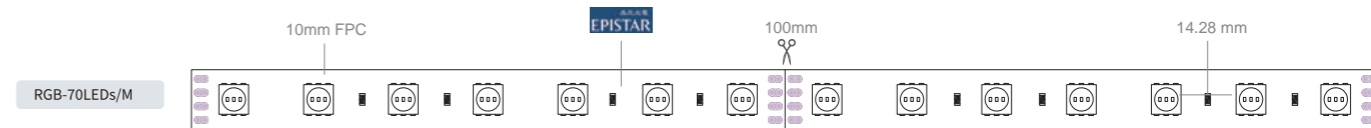

Spectrum Data

Item No.	Wattage	Lumen efficiency	Lumen	Beam Angle	Color	CRI
RLLSNFU00C	2x8W/M	80lm/w	600lm/M	120°		80+ / 90+

*White+Red/Green/Blue/Yellow (Amber) /Orange optional

RHEA SIDE
RGB/RGBW

- ▶ RGB & RGBW available
- ▶ SMD5050 3 in 1 for RGB, SMD5050 4 in 1 for RGBW
- ▶ Compliant with DMX RGB/ DMX RGBW control system
- ▶ Full color, addressable in segment per luminaire



Electrical Data

Electrical solution	LED Type	LEDs/Mtr	Voltage	Max Current	Max run (Single end)	Cutting unit	IP Rating	Color
Constant Voltage	SMD5050	70	24V DC	0.416A/M	10M	100mm/ 7LEDs	IP68	
Constant Voltage	SMD5050	70	24V DC	0.541A/M	10M	100mm/ 6LEDs	IP68	
Constant Voltage	SMD5050	96	24V DC	0.583A/M	10M	62.5mm/ 6LEDs	IP68	






Spectrum Data

Item No.	Wattage	Lumen efficiency	Lumen	Beam Angle	Color	CRI
RLLSNFF03C	10W/M	-	350lm/M	120°		-
RLLSNFF01C	4F-5050 70Leds/m	-	450lm/M	120°		-
NEW RLLSNFH01C	4H-5050 96Leds/m	-	550lm/M	120°		-




ACCESSORIES

RHEA SIDE


Waterproof Connector

Image	Item No.	Pin /Way	Connector
	C-PL02-A C-PL03-D C-PL04-M	2 Pin 3 Pin 4 Pin	IP65 Waterproof M/F Connector -M10 20cm Cable White Waterproof M/F connectors
	DX0369 DX0368 DX0367 DX0370	2 Way 3 Way 4 Way 5 Way	IP65 Waterproof Splitter M10-05 2Pin Splitter
	DX0422 DX0423 DX0424 DX0425	2 Pin 3 Pin 4 Pin 5 Pin	IP67 Waterproof Jumper -M15 20cm Cable White Waterproof M/F connectors
	C-PL02-W C-PL03-C C-PL04-L C-PL05-C	2 Pin 3 Pin 4 Pin 5 Pin	IP67 Waterproof M/F Connector -M12 20cm Cable Black Waterproof M/F connectors
	C-PL02-P C-PL03-A C-PL04-G C-PL05-A	2 Pin 3 Pin 4 Pin 5 Pin	IP67 Waterproof M/F Connector -M15 20cm Cable White Waterproof UL M/F connectors
	C-PL02-Q C-PL03-B C-PL04-H C-PL06-A	2 Pin 3 Pin 4 Pin 6 Pin	IP67 Waterproof JST Connector 20cm Cable JST connectors
	DX0286 DX0403 DX0290 DX0329	2 Pin 3 Pin 4 Pin 5 Pin	IP68 Waterproof Connector
	DX0392 DX0420 DX0421 DX0390	2 Pin 3 Pin 4 Pin 5 Pin	IP68 T Shape Connector

Controller

Item No	Name	Dimension	Input	Current load	Image
CK0030	Dimmable LED Controller	175 X 44 X 30mm	12-24VDC	20A Max	
CK0031	CCT Adjustable LED Controller	175 X 44 X 30mm	12-24VDC	20A Max	
CK0032	RGB LED Controller	175 X 44 X 30mm	12-24VDC	18A Max	
CK0034	RGB Pixel LED Controller	130 X 70 X 25mm	12-24VDC	<2.2A	

Power Supply

Item No	Dimension	IP Rating	Input	Output	Image
CY0023	215 X 115 X 30mm	IP20	90-132VAC/180-264VAC by Switch	24V/14.6A,350W	
CY0042	228 X 68 X 38.8mm	IP67	90-305VAC	24V,0-6.3A,150W	