

RHEA SLIM SIDE

- » Cross section of 8x10mm
- » Delicate slim body
- » Full PU encapsulation
- » Waterproof IP68
- » Lighting Efficiency: up to 70lm/W
- » Perfect softness, gentle emitting, No dazzling
- » ETL, CE, ROHS, EMC, FCC, IP68 Certificate
- » Working Environment: -25 C -65 C
- » Warranty: 3-5 years



Waterproof
IP68



UV
Protected



Saltwater
Resistant



Solvent
Resistant



IK08
Protection

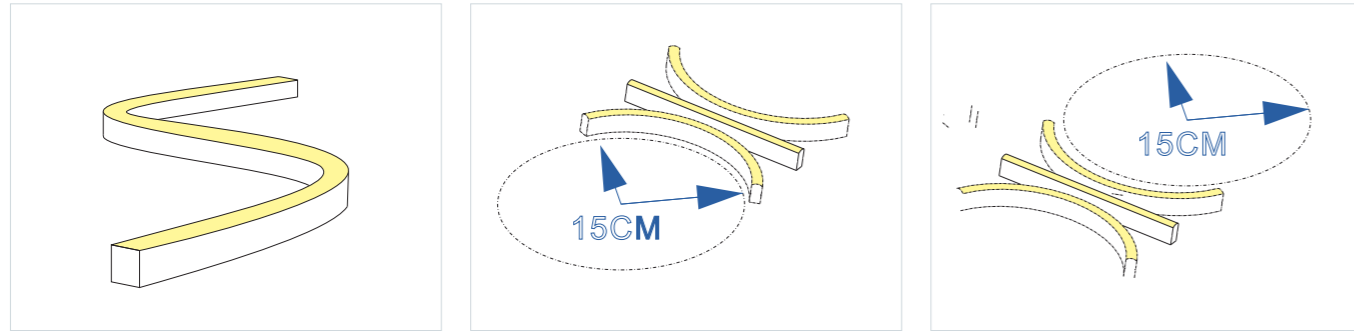
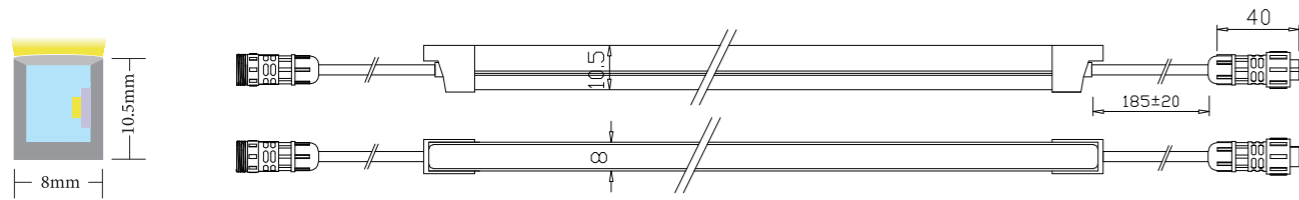


3 steps
LED

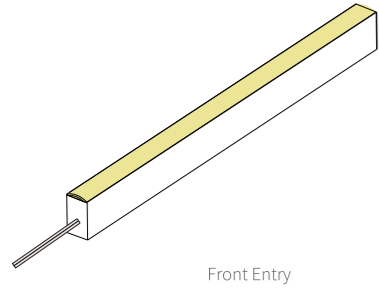


LM80
Compliant


Dimension



Various Cable Entry

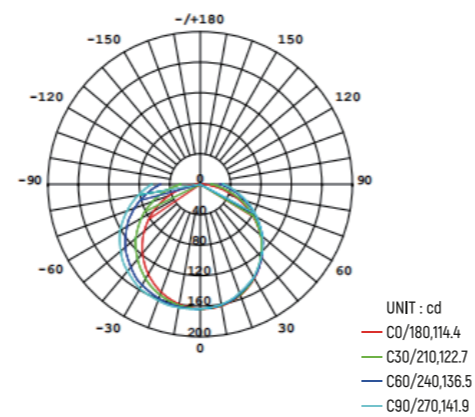


Seamless Connection



Light Distribution

Height	Eavg, Emax	Angle 18.81deg	Diameter
1m	143.4, 596.8lx		355.37cm
2m	35.85, 149.2lx		710.74cm
3m	15.93, 66.31lx		1066.12cm
5m	5.736, 23.87lx		1776.86cm
7m	2.927, 12.18lx		2487.61cm



RHEA SLIM SIDE
SINGLE COLOR

- ▶ Delicate cross section: 8x10.5mm
- ▶ Color consistency, One bin, 3 SDCM
- ▶ Input voltage 24VDC optional
- ▶ CV for Constant Voltage




Electrical Data

Electrical solution	LED Type	LEDs/Mtr	Voltage	Max Current	Max run (Single end)	Cutting unit	IP Rating
Constant Voltage	SMD2835	120	DC 24V	0.333A/M	5m	50mm/ 6LEDs	IP68

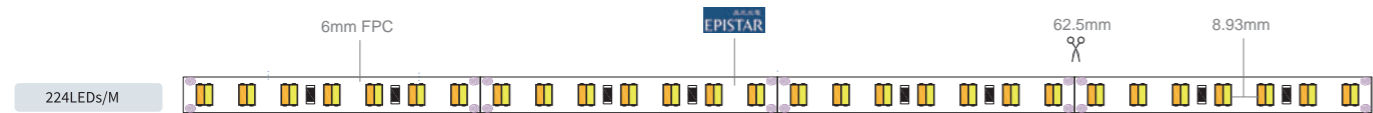
Spectrum Data

Item No.	LED Code No.	CC/CV	Wattage	Lumen Efficiency	Lumen	Beam Angle	Color	CRI
RLLSSMNF127C		CV	8W/M	70lm/W	490lm/W	120°	2750K	80+/90+
RLLSSMNF130C		CV	8W/M	75lm/W	600lm/W	120°	3000K	80+/90+
RLLSSMNF140C		CV	8W/M	81lm/W	650lm/W	120°	4000K	80+/90+
RLLSSMNF160C		CV	8W/M	85lm/W	680lm/W	120°	6000K	80+/90+
RLLSSMNF104C	11-2835 120Leds/m	CV	8W/M	-	170lm/M	120°	Red	-
RLLSSMNF105C		CV	8W/M	-	250lm/M	120°	Green	-
RLLSSMNF106C		CV	8W/M	-	120lm/M	120°	Blue	-
RLLSSMNF107C		CV	8W/M	-	320lm/M	120°	Yellow	-
RLLSSMNF109C		CV	8W/M	-	190lm/M	120°	Orange	-

RHEA SLIM SIDE
TUNNABLE WHITE



- ▶ Tunnable white from 1800K to 6500K
- ▶ Color consistency, One bin, 3 SDCM
- ▶ White+Red/Green/Blue/Yellow(Amber)/Orange optional
- ▶ Constant voltage design (CV)



Electrical Data

Electrical solution	LED Type	LEDs/Mtr	Voltage	Max Current	Max run (Single end)	Cutting unit	IP Rating
Constant Voltage	SMD3014	224	24V DC	0.229A/M	5m	62.5mm/ 14LEDs	IP68


Spectrum Data

Item No.	Wattage	Lumen efficiency	Lumen	Beam Angle	Color	CRI
RLLSSMNFU00C	2x5.5W/M	-	480lm/M	120°		80+/ 90+

*White+Red/Green/Blue/Yellow (Amber) /Orange optional

ACCESSORIES
 RHEA SLIM SIDE


Mounting Profile



Aluminum Profile
 Item No.: JA0126
 Dimension(LxWxH): 1000 x 13 x 17mm
 Material: Aluminum 6063

Stainless Flexible Profile
 Item No.: JK0052
 Dimension (LxWxH): 970 x 8 x 11mm
 Material: SUS304\SUS316

Mounting Clips



Stainless Clips
 Item No.: JK0053
 Dimension(LxWxH): 9 x 10 x 14mm
 Material: SUS304\SUS316

Aluminum Clips
 Item No.: JA0126
 Dimension(LxWxH): 30X13X17mm
 50X13X17mm
 Material: Aluminum 6063

Cutting Tool



End Cap
 Item No.: JD0051
 Dimension(LxWxH): 10x12x8mm
 Material: Silicone







Scissors
 Item No.: GJ0051

Glue
 Item No.: JS0012
 Dimension: 45g/pcs



ACCESSORIES

RHEA SLIM SIDE


Waterproof Connector

Image	Item No.	Pin /Way	Connector
	C-PL02-A C-PL03-D C-PL04-M	2 Pin 3 Pin 4 Pin	IP65 Waterproof M/F Connector -M10 20cm Cable White Waterproof M/F connectors
	DX0369 DX0368 DX0367 DX0370	2 Way 3 Way 4 Way 5 Way	IP65 Waterproof Splitter M10-05 2Pin Splitter
	DX0422 DX0423 DX0424 DX0425	2 Pin 3 Pin 4 Pin 5 Pin	IP67 Waterproof Jumper -M15 20cm Cable White Waterproof M/F connectors
	C-PL02-W C-PL03-C C-PL04-L C-PL05-C	2 Pin 3 Pin 4 Pin 5 Pin	IP67 Waterproof M/F Connector -M12 20cm Cable Black Waterproof M/F connectors
	C-PL02-P C-PL03-A C-PL04-G C-PL05-A	2 Pin 3 Pin 4 Pin 5 Pin	IP67 Waterproof M/F Connector -M15 20cm Cable White Waterproof UL M/F connectors
	C-PL02-Q C-PL03-B C-PL04-H C-PL06-A	2 Pin 3 Pin 4 Pin 6 Pin	IP67 Waterproof JST Connector 20cm Cable JST connectors
	DX0286 DX0403 DX0290 DX0329	2 Pin 3 Pin 4 Pin 5 Pin	IP68 Waterproof Connector
	DX0392 DX0420 DX0421 DX0390	2 Pin 3 Pin 4 Pin 5 Pin	IP68 T Shape Connector

Controller

Item No	Name	Dimension	Input	Current load	Image
CK0030	Dimmable LED Controller	175 X 44 X 30mm	12-24VDC	20A Max	
CK0031	Tunable White Adjustable LED Controller	175 X 44 X 30mm	12-24VDC	20A Max	

Power Supply

Item No	Dimension	IP Rating	Input	Output	Image
CY0023	215 X 115 X 30mm	IP20	90-132VAC/180~264VAC by Switch	24V/14.6A,350W	
CY0042	228 X 68 X 38.8mm	IP67	90-305VAC	24V,0-6.3A,150W	